

SLE 20-013 Tool Sale Pictures



SLE 20-013 Tool Sale Pictures



SLE 20-013 Tool Sale Pictures




SLE 20-013 Tool Sale Pictures



SLE 20-013 Tool Sale Pictures



SLE 20-013 Tool Sale Pictures



SLE 20-013 Tool Sale Pictures



SLE 20-013 Tool Sale Pictures



SLE 20-013 Tool Sale Pictures



SLE 20-013 Tool Sale Pictures



SLE 20-013 Tool Sale Pictures



SLE 20-013 Tool Sale Pictures




SLE 20-013 Tool Sale Pictures




SLE 20-013 Tool Sale Pictures



SLE 20-013 Tool Sale Pictures



SLE 20-013 Tool Sale Pictures



SLE 20-013 Tool Sale Pictures



SLE 20-013 Tool Sale Pictures



SLE 20-013 Tool Sale Pictures



NELSON NELSON/WINSLOW FILTRATION PRODUCTS
 MFD. BY NELSON DIVISION
 STOUGHTON, WISCONSIN 53589 U.S.A.

SERIAL NO. YEAR BUILT

FILTER APPLICATION

MODEL

ELEMENT

GASKET

MAXIMUM ALLOWABLE WORKING CONDITIONS.

	PSI	kPa	°F	°C
VESSEL PRESSURE	<input type="text" value="150"/>	<input type="text" value="1034"/>	@TEMP. <input type="text"/>	<input type="text"/>
JACKET PRESSURE	<input type="text" value="N/A"/>	<input type="text" value="N/A"/>	@TEMP. <input type="text"/>	<input type="text"/>

RATED FLOW: GPM. SCFM.

43782 A DIVISION OF NELSON INDUSTRIES

SLE 20-013 Tool Sale Pictures



SLE 20-013 Tool Sale Pictures



SLE 20-013 Tool Sale Pictures



SLE 20-013 Tool Sale Pictures



SLE 20-013 Tool Sale Pictures



SLE 20-013 Tool Sale Pictures



SLE 20-013 Tool Sale Pictures



SLE 20-013 Tool Sale Pictures



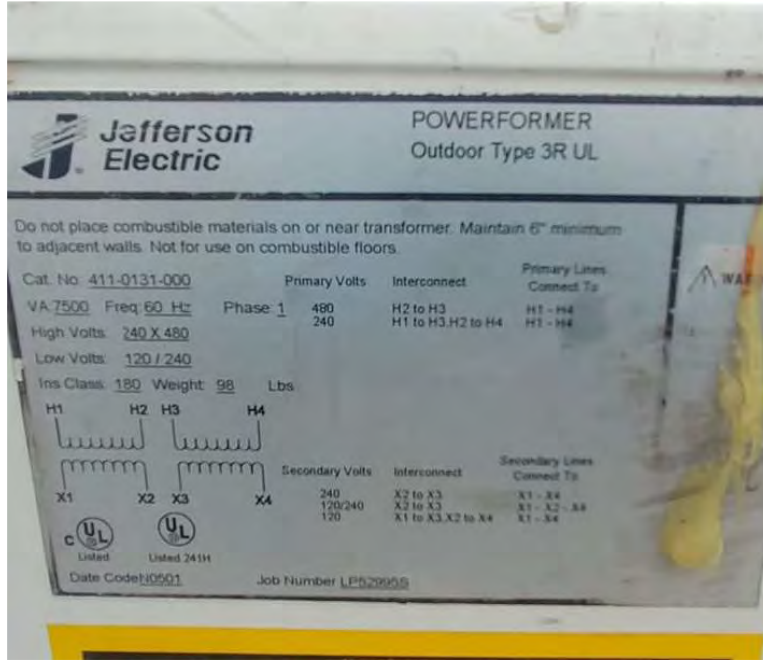
SLE 20-013 Tool Sale Pictures



INTERNATIONAL COMFORT PRODUCTS, LLC Levittown, TN 37081		MODEL: RAS048L0CADAAAAA - - -		SERIAL: C151762728		FACTORY CHARGED		ICP	
QTY	VOLTS AC	PH	HZ	FLA	LRA	REF SYSTEM R-410A	TEST PRESSURE GAUGE		
COMPR. A	1	460	3	60	6.2	41	11	5.0	650 PSI 4481.5 kPa
COMPR. B									450 PSI 3102.6 kPa
FAN MTR	QTY	VOLTS AC	PH	HZ	FLA	CHARGE SYSTEM PER INSTALLATION INSTRUCTIONS SUITABLE FOR OUTDOOR INSTALLATION			
OUTDOOR	1	460	1	60	0.8				
INDOOR	1	460	3	60	2.6				
PWR EXHAUST									
ELEC HEAT									
OTHER									
POWER SUPPLY	460	VOLTS	3	PH	60	HZ	MIN. CIRC. BREAKER AMP	15	MINIMUM CIRC. BREAKER SIZE
TEMPERATURE									
VOLTAGE AT UNIT	506	MAX	414	MIN	12			11	52
CONTROL PANEL SCCR 5kA RMS SYMMETRICAL VOLTAGE 506 MAX									
DOWN SUPPLY	MIN. CLEARANCE TO COMBUSTIBLE MATERIALS 1 INCHES 25 mm								
	FOR FIRST 12 INCHES 305 mm OF DUCT WHEN ANY IN ELECTRIC HEATER IS INSTALLED								
SIDE SUPPLY	MIN. CLEARANCE TO COMBUSTIBLE MATERIALS 1 INCHES 25 mm								
	FOR FIRST 12 INCHES 305 mm OF DUCT WHEN ANY IN ELECTRIC HEATER IS INSTALLED								
* FOR INSTALLATION ON COMBUSTIBLE FLOORING OR CLASS A, B, OR C ROOFING MATERIAL									
HEATER MODEL NUMBER	CRHEATER	SHALL HEAT	VOLTS	PH	HZ	HEATER FLA	MIN. CIRC. BREAKER AMP	SIZE OF WIRE BREAKER PROTECTION DEVICE	MINIMUM CIRC. BREAKER SIZE
106A			480	3	60	7.2	13	15	11 52
108A			480	3	60	13.8	21	25	




SLE 20-013 Tool Sale Pictures



SLE 20-013 Tool Sale Pictures



SLE 20-013 Tool Sale Pictures




SLE 20-013 Tool Sale Pictures



SLE 20-013 Tool Sale Pictures



SLE 20-013 Tool Sale Pictures



SLE 20-013 Tool Sale Pictures



SLE 20-013 Tool Sale Pictures



SLE 20-013 Tool Sale Pictures



SLE 20-013 Tool Sale Pictures



SLE 20-013 Tool Sale Pictures



SLE 20-013 Tool Sale Pictures



SLE 20-013 Tool Sale Pictures

PGB229



PGB230



SLE 20-013 Tool Sale Pictures



SLE 20-013 Tool Sale Pictures



SLE 20-013 Tool Sale Pictures



PGB238



PGB239



PGB240




PGB241

SLE 20-013 Tool Sale Pictures



SLE 20-013 Tool Sale Pictures



SLE 20-013 Tool Sale Pictures

